

Clover Garden



NORTH CAROLINA SCHOOL REPORT CARDS

Grade Span: 0K-12 **Charter:** Yes
2454 Altamahaw Union Ridge Roa, Burlington, NC 27217

[Welcome Letter](#)

[Compare to Other Schools](#)

The data for Alamance-Burlington Schools has been added to the comparison charts below because Clover Garden is located in that county.

2021-22 Overall Performance

View Performance by
School or District View Performance by
Subgroup

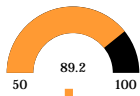
The accountability reports for the 2021-22 school year include all required components, including the calculation of School Performance Grades. Unlike the previous two school years (2019-20 and 2020-21), the U.S. Department of Education did not grant waivers from federal testing and accountability requirements for the 2021-22 school year. The U.S. Department of Education approved an addendum requested by the State Board of Education to the state's Every Student Succeeds Act (ESSA) plan for relief from certain data requirements impacted by COVID-19. The addendum approval letter is available at <https://www.dpi.nc.gov/media/14775/download?attachment>.

B

2021-22
GRADE

75

PERFORMANCE GRADE SCORE

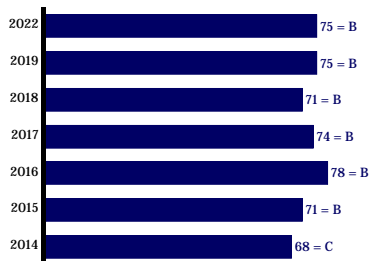


Academic Growth

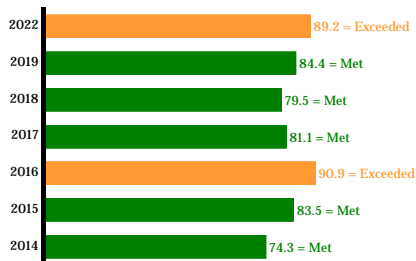
★ Growth Exceeded

Growth Range **Growth Status**
85.0-100.0 Exceeded
70.0-84.9 Met
50.0-69.9 Not Met

Performance Grade Score History



Academic Growth History



75

EOG MATH GRADE SCORE

Growth Exceeded

C

2021-22

EOG READING GRADE

64

EOG READING GRADE SCORE

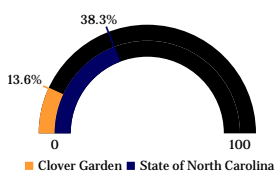
Growth Met

Note - To protect student privacy, some data values for small groups will be suppressed as "> 95%" or "< 5%" in the charts or tables below. For counts less than 10, no data will be displayed.

2021-22 Student Characteristics & Participation

This section describes some key measures about the students at this school.

Percentage Economically Disadvantaged



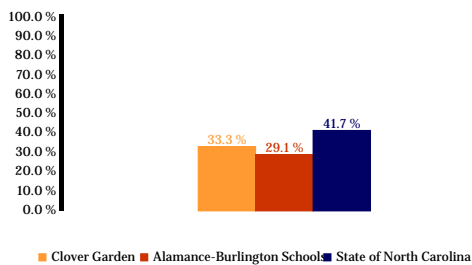
2021-22 Career and College Ready

This section describes data around College and Career Ready in Clover Garden. For more information about College and Career Ready please see: <http://www.ncpublicschools.org/cte/>.

- College Ready

ACT Performance

Percent Scoring 19 or above at Clover Garden

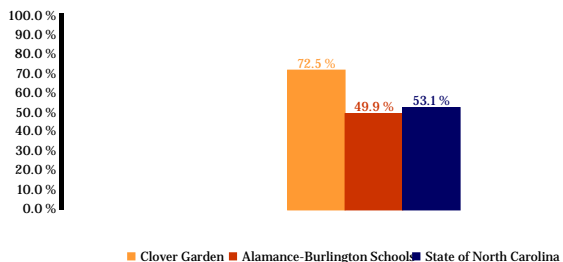


By School/District/StateBy Subgroup

ACT/ACT WorkKeys Combined Indicator

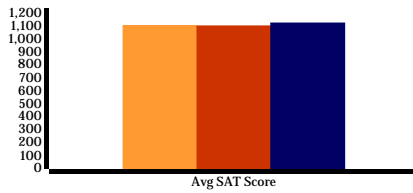
Percent of 12th grade students who have met one of the following benchmarks of Career and College Readiness:

- A Silver or higher certificate on the ACT WorkKeys assessment
- A composite score of 19 or higher on The ACT assessment



By School/District/StateBy Subgroup

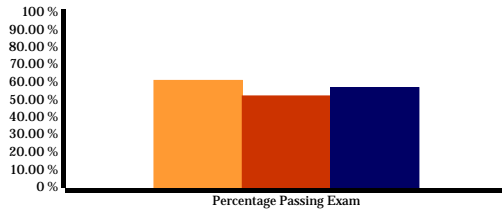
SAT



■ Clover Garden
 ■ Alamance-Burlington Schools
 ■ State of North Carolina

Avg SAT ScoreSAT Participation

Advanced Placement (AP)



■ Clover Garden
 ■ Alamance-Burlington School
 ■ State of North Carolina

% PassingParticipation

2021-22 Student Performance

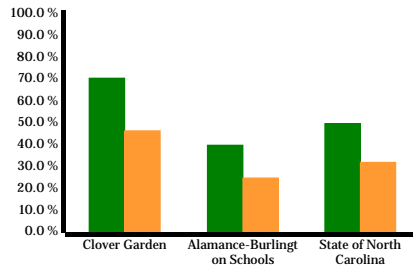
Student Performance
by School/DistrictStudent Performance
by Subgroup

This section describes student performance in various test subject areas. Student test performance is reported as one of four achievement levels. Not Proficient is below grade level. Level 3 is grade level proficient. Levels 4 and 5 indicate students are on track for career-and-college readiness.

Proficiency in Subject Areas

Math Performance

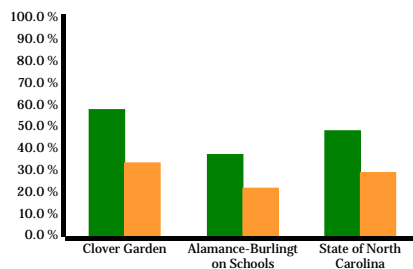
- Summary Chart
- Table



■ Grade Level Proficient (Levels 3-5)
■ Career and College Ready (Levels 4-5)

Reading Performance

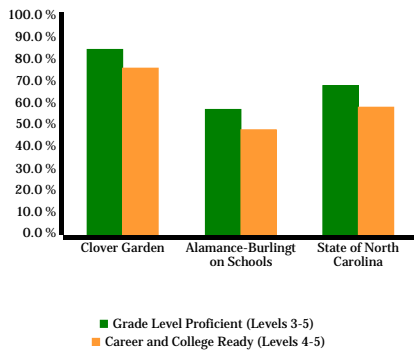
- Summary Chart
- Table



■ Grade Level Proficient (Levels 3-5)
■ Career and College Ready (Levels 4-5)

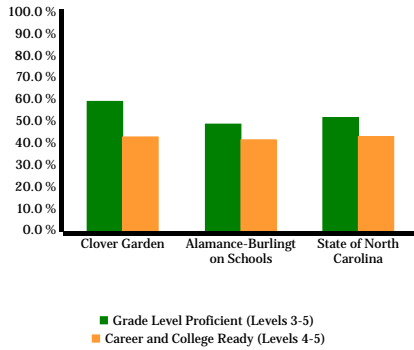
Science Performance

- Summary Chart
- Table



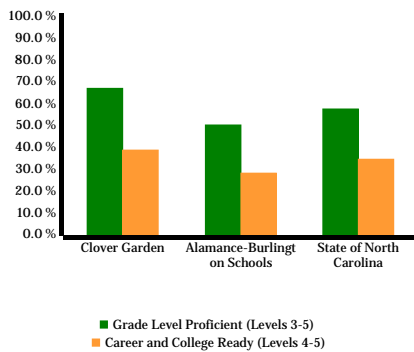
Biology Performance

- Summary Chart
- Table



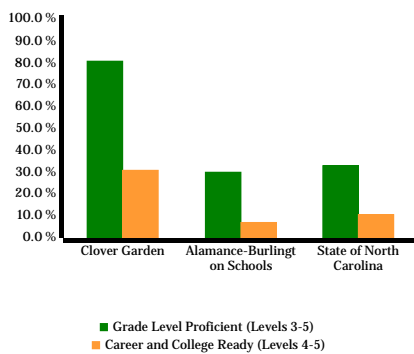
English II Performance

- Summary Chart
- Table



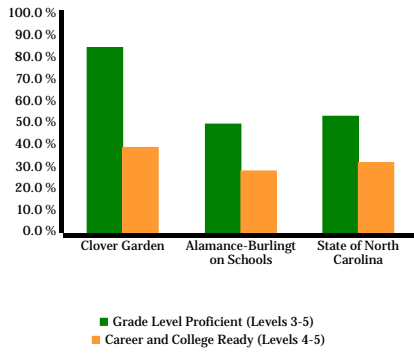
NC Math 1 Performance

- Summary Chart
- Table



NC Math 3 Performance

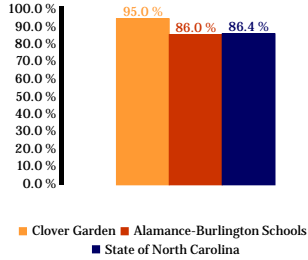
- Summary Chart
- Table



Other Measures

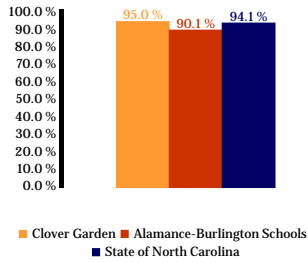
4 Year Graduation Rate

Percent graduating within four years at Clover Garden

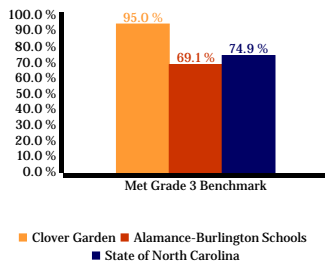


Passing Math 3

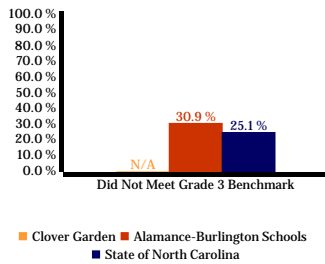
Percent Passing at Clover Garden



Read to Achieve - Met Grade 3 Benchmark



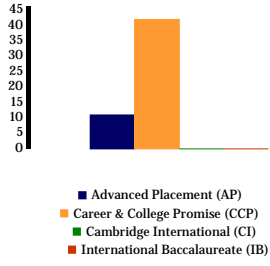
Read to Achieve - Did Not Meet Grade 3 Benchmark



Student Enrollment in Advanced Courses

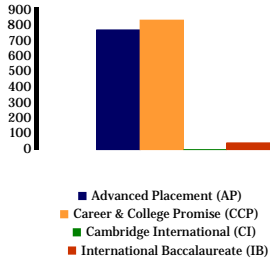
The following charts show the breakdown of number of students enrolled in advanced courses.

Clover Garden



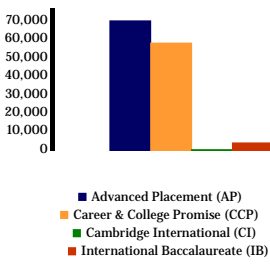
ChartTable

Alamance-Burlington Schools



ChartTable

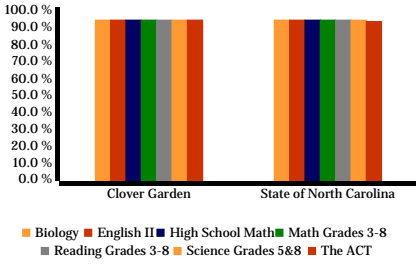
State of North Carolina



ChartTable

Test Participation

Percentage of students participating in state mandated standardized testing.



ChartTable

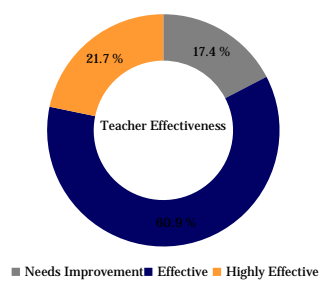
Students with Disabilities Alternate Test Participation

The percent of tested students is expected to be below 1% at the state level. Most schools have so few students that this information may be masked to protect student privacy.

2021-22 Teachers and Qualifications

This section provides information on teachers and their qualifications.

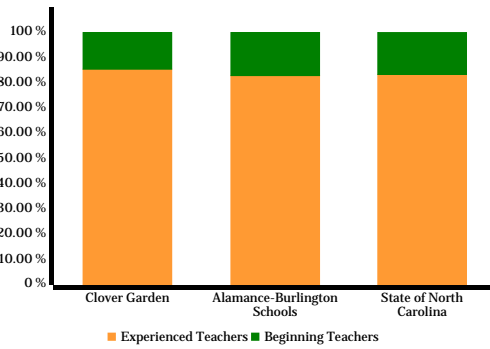
Clover Garden



ChartTable

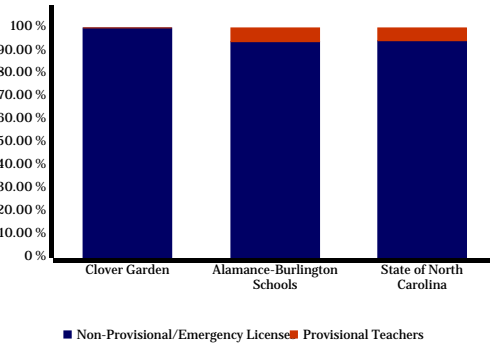
- Summary Chart
- Table

Teacher Qualifications



- Summary Chart
- Table

Non-Provisional/Emergency Licenses



2021-22 School Environment

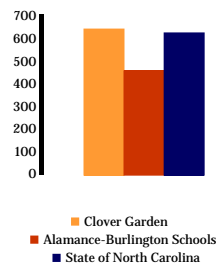
View Environment
by School/DistrictView Environment
by Subgroup

This section provides information on the school environment and facilities

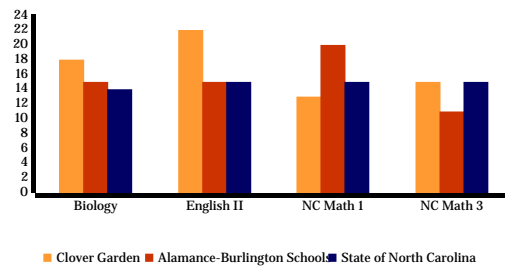
Total Students

648

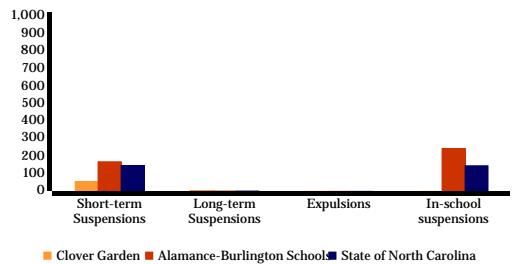
Student Enrollment



Average Course Size



Suspension and Expulsion Rates (per 1000 students)

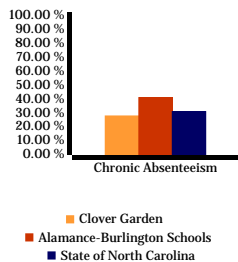


ChartTable

Rates of Criminal Acts, Bullying, Law Enforcement Referrals, and Arrests (per 1000 Students)

Agency	Criminal Acts	Bullying and Harassment Referral	to Law Enforcement	Arrests
Clover Garden	0.00	3.09	0.00	0.00
Alamance-Burlington Schools	12.14	16.54	7.37	0.00
State of North Carolina	7.51	12.06	4.58	0.10

Chronic Absenteeism



ChartTable

Arts Education

The following arts education programs are offered at Clover Garden.

- Dance Music**
- Theatre Visual Arts**
- Arts Arts**

Strategic Planning 2021-22

This section provides information on Clover Garden's strategic planning, goals and progress.

- Title I Status
- Comprehensive or Targeted Support:
 - Targeted Support and Improvement (TSI) Consistently Underperforming Subgroups (CU)

Progress Goals

This school has progress goals for 4 Year Graduation Rate, Math Grades 3-8, Reading Grade 10, and Reading Grades 3-8 in the following student groups - ALL, Economically Disadvantaged, Students with Disabilities, and White.

Click the following [link](#) to see the progress of student groups at this school (note you will need to select this school again).