

**Clover Garden**

# NORTH CAROLINA SCHOOL REPORT CARDS

[Report Data Issue](#)

**Grade Span:** 0K-12 **Charter:** Yes  
2454 Altamahaw Union Ridge Roa, Burlington, NC 27217

[Welcome Letter](#)[Compare to Other Schools](#)

**The data for Alamance-Burlington Schools has been added to the comparison charts below because Clover Garden is located in that county.**


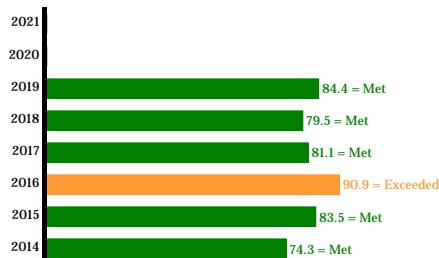
**2020-21 Overall Performance**

View Performance by  
School or District View Performance by  
Subgroup

Note on missing data: For the 2020-21 school year, the U.S. Department of Education and the North Carolina General Assembly (Session Law 2021-130) waived requirements for reporting the school-level accountability model and School Performance Grades, including achievement and growth. A condition of the federal waiver requires continued support for schools previously designated as Comprehensive Support and Improvement (CSI) and Targeted Support and Improvement (TSI). Likewise, Session Law 2021-130 requires continued support for schools and districts identified as low performing based on data from 2018-19 school year.

Additionally, as a condition of the federal waiver test performance must be reported in the school report card, along with the cohort graduation rate, and the percent of English learners exiting such status. All of which are included in the 2020-21 School Report Card.

When possible, any stakes associated with the test results should be minimized. Schools and the state were not held to the 95 percent participation rule as required by the Every Student Succeeds Act (ESSA), but as a condition of the federal waiver, states were to report participation disaggregated by student subgroups. The disaggregated participation data were reported (1) for eligible students who took the tests and (2) for eligible students who did not take the tests. Please see the 2020-21 Participation Requirements report at [Accountability Data Sets and Reports | NC DPI](#) for more information.

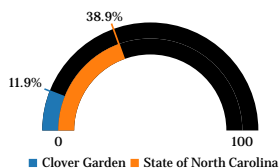
**Performance Grade Score History****Academic Growth History**

Note - To protect student privacy, some data values for small groups will be suppressed as "> 95%" or "< 5%" in the charts or tables below. For counts less than 10, no data will be displayed.

**2020-21 Student Characteristics & Participation**

This section describes some key measures about the students at this school.

**Percentage Economically Disadvantaged**

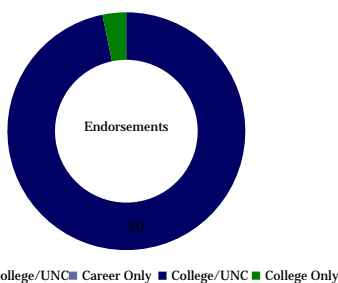


## 2020-21 Career and College Ready

This section describes data around College and Career Ready in Clover Garden. For more information about College and Career Ready please see: <http://www.ncpublicschools.org/cte/>.

- Career Ready
- College Ready

### High School Diploma Endorsements



ChartTable

## 2020-21 Student Performance

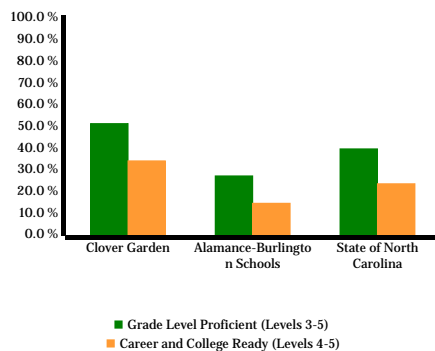
Student Performance  
by School/DistrictStudent Performance  
by Subgroup

This section describes student performance in various test subject areas. Student test performance is reported as one of four achievement levels. Not Proficient is below grade level. Level 3 is grade level proficient. Levels 4 and 5 indicate students are on track for career-and-college readiness. For grade 3 reading, the prior five achievement levels were used in 2020-21 so that there was no impact on the fulfillment of the Read to Achieve program. Levels 1 and 2 are below grade level, Level 3 is grade level proficient. Levels 4 and 5 indicate students are on track for career-and-college readiness.

### Proficiency in Subject Areas

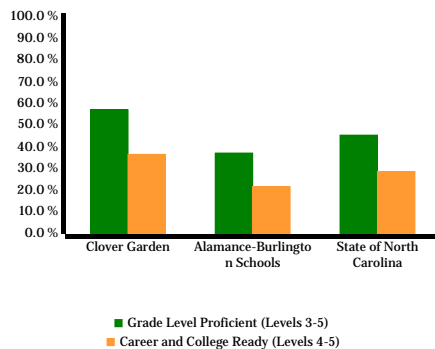
#### Math Performance

- Summary Chart
- Table

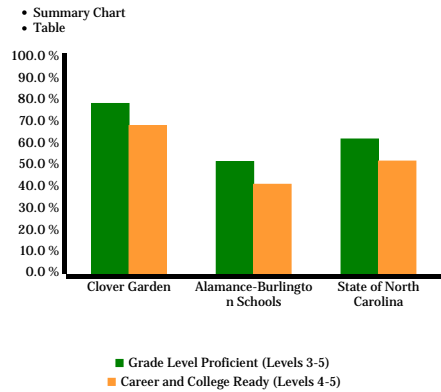


#### Reading Performance

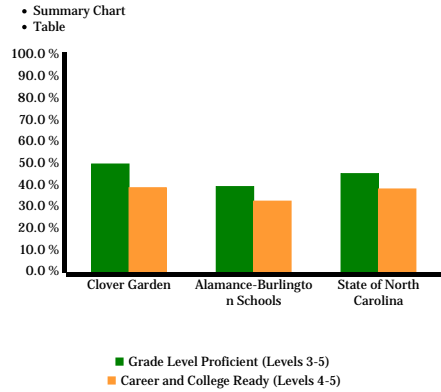
- Summary Chart
- Table



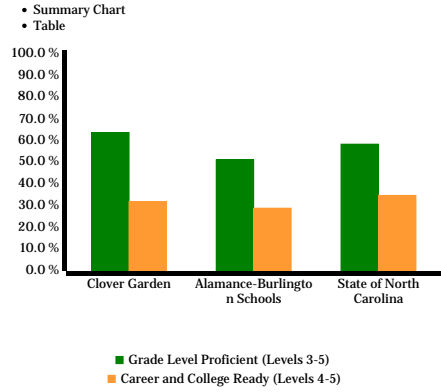
Science Performance



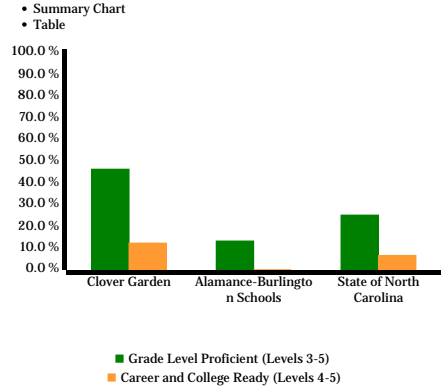
Biology Performance



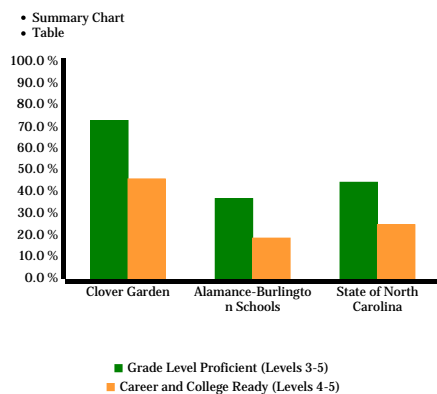
English II Performance



NC Math 1 Performance



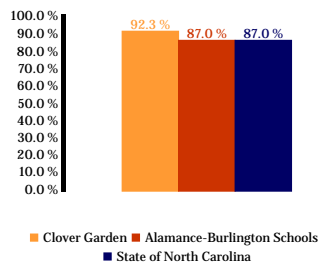
NC Math 3 Performance



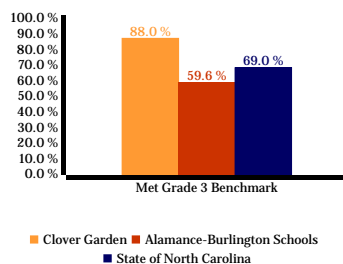
## Other Measures

### 4 Year Graduation Rate

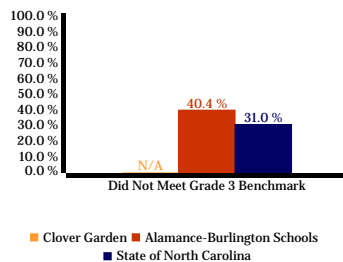
Percent graduating within four years at Clover Garden



### Read to Achieve - Met Grade 3 Benchmark



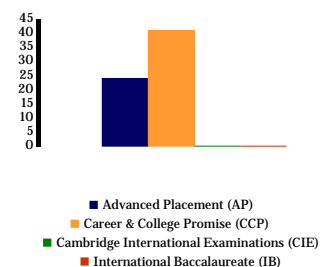
### Read to Achieve - Did Not Meet Grade 3 Benchmark



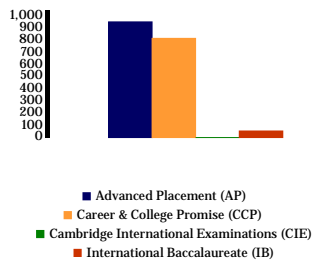
## Student Enrollment in Advanced Courses

The following charts show the breakdown of number of students enrolled in advanced courses.

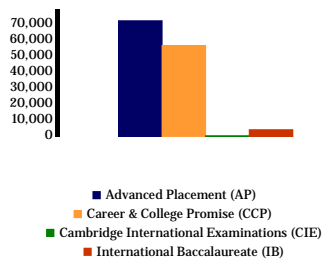
### Clover Garden



ChartTable

**Alamance-Burlington Schools**

ChartTable

**State of North Carolina**

ChartTable

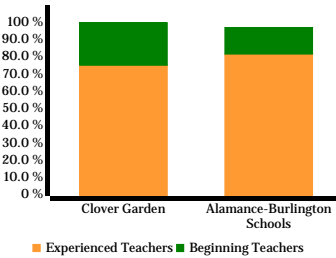
**Students with Disabilities Alternate Test Participation**

The percent of tested students is expected to be below 1% at the state level. Most schools have so few students that this information may be masked to protect student privacy.

**2020-21 Teachers and Qualifications**

This section provides information on teachers and their qualifications.

- Summary Chart
- Table

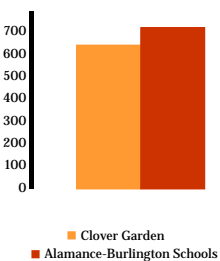
**Teacher Qualifications****2020-21 School Environment**

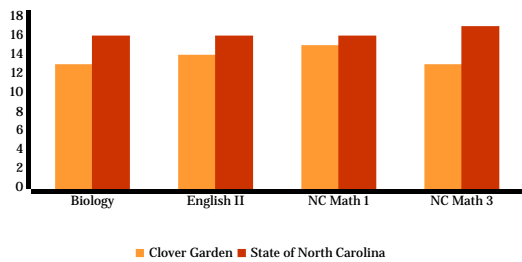
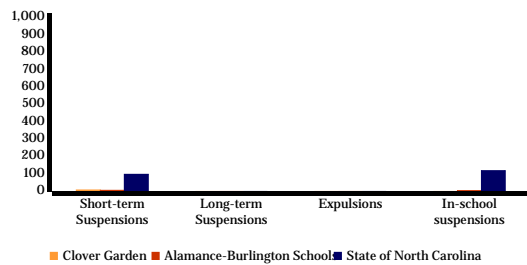
View Environment  
by School/DistrictView Environment  
by Subgroup

This section provides information on the school environment and facilities

**Total Students**

641

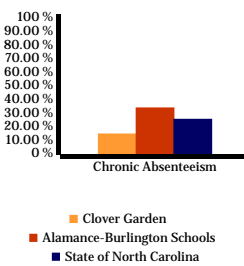
**Student Enrollment****Average Class Size**

**Suspension and Expulsion Rates (per 1000 students)**

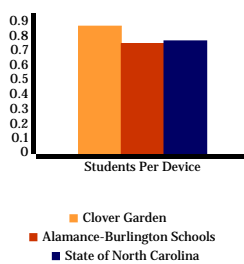
ChartTable

**Rates of Criminal Acts, Bullying, Law Enforcement Referrals, and Arrests (per 1000 Students)**

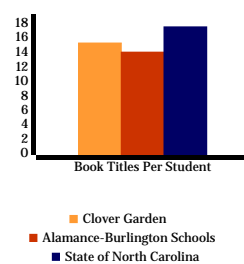
Agency	Criminal Acts	Bullying and Harassment	Referral to Law Enforcement	Arrests
Clover Garden	0.00	1.56	1.56	0.00
Alamance-Burlington Schools	0.66	0.28	0.28	0.00
State of North Carolina	4.69	1.35	0.45	0.00

**Chronic Absenteeism**

ChartTable

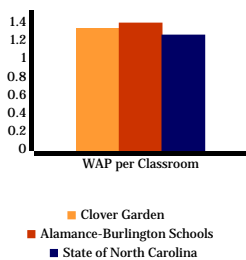
**Students Per Device**

ChartTable

**Book Titles Per Student**

ChartTable

**Wireless Access Points per Classroom**



ChartTable

### Devices Issued To Students

Clover Garden provides a school owned device for each student in each of the following grades.

**K 1st 2nd 3rd 4th 5th 6th 7th 8th 9th 10th 11th 12th**

### Arts Education

The following arts education programs are offered at Clover Garden.

**Dance Music Theatre Visual Arts Arts**

### Strategic Planning 2020-21

This section provides information on Clover Garden's strategic planning, goals and progress.

- Title I Status
- Comprehensive or Targeted Support:
  - Targeted Support and Improvement (TSI) Consistently Underperforming Subgroups (CU)